

# KITCHEN BATHROOM BEDROOM

**Guide to  
WINE CABINETS  
conditioners  
and cellars**

**LIFE IN MONOCHROME**  
*Black & white kitchen contrasts*



100-PAGE SPECIAL

# Bespoke Britain

A truly unique issue, dedicated to the very best of handmade British kitchen design

*ultimate*  
**STORAGE**  
DRESSING ROOMS AND  
WALK-IN WARDROBES

**FEELING BOLD**  
BRAVE BATHROOM  
DÉCOR INSPIRATION

**Plus** GET THE LOOK // WIN! WORKTOPS & SPLASHBACKS // DESIGNER CHAT





# Designer kitchen

SOPHISTICATED WOODEN CABINETS AND LUXURIOUS BRASS DETAIL CREATE A HEAD-TURNING KITCHEN IN THIS NORTH LONDON HOME

PHOTOS *Trevor Richards* | WORDS *Emily Peck*



**W**ith a view to creating a kitchen that was different to anything they had seen before, the owners of this North London home approached designer Richard McGee of McCarron & Co. 'The owners wanted us to design a unique kitchen that felt opulent and timeless,' says Richard, 'but also one that was practical for their family and ideal for entertaining.' McCarron & Co were commissioned very early on in the renovation project, working alongside the interior and lighting designer. The space now has three sections with a full-height oversized pocket door dividing the main kitchen to the living room and bar area. The cabinetry materials used in the bar area, which has a working sink, fridge and wine cooler included, were chosen to add balance to the open-plan space.

Storage was a key consideration. 'For the best solution, we stole space from the adjacent prep kitchen and used it to house a bank of tall units with Gaggenau ovens,' explains Richard. 'This then left enough space on the back wall for a breakfast cabinet with pocket doors.' For the cabinets, a bespoke Albemarle design was chosen, which features ash doors painted in Farrow & Ball Elephant's Breath, and walnut doors and panels stained to match furniture used throughout the property. Taj Mahal natural quartzite worktops and splashback complement the design. 'The worktop contains all the colours of the materials used in the kitchen, which adds to the overall harmony,' says Richard. 'To create the handleless look and add luxury, the kitchen also includes brass inlay – a detail followed through into the bespoke side panels on the island and tall cabinets. It's a striking colour and against the walnut it looks great.' **EKBB**






DESIGNER  
PROFILE



**RICHARD MCGEE**  
SENIOR DESIGNER AT  
MCCARRON & CO

Richard's role as Senior Designer at McCarron & Co is to design bespoke kitchens and furniture to suit a range of contemporary and classic styles. Richard has a wealth of experience from within the kitchen design industry and thrives on being able to provide a truly tailored design.





**‘To create the handleless look, the kitchen also includes brass inlay – a striking feature against the walnut’**



# Q & A



**WHICH AREA DO YOU THINK PARTICULARLY WORKS WELL IN THIS KITCHEN?** *The pocket door coffee and breakfast station is very eye-catching. We were able to make room for this space by playing around with the layout at a very early stage. To free up the space on the back wall for the pocket door we decided to house the Gaggenau ovens in a tall bank of units to one side of the kitchen, with a fridge and freezer on the opposite side of the room. The breakfast station now houses a coffee machine and microwave and provides space for the owners to prepare a hot drink or snack. It's a stunning design feature and allows the kitchen design to flow freely when closed and, once opened, it works as a very practical resource for hiding useful kitchenalia neatly out of sight.*

**HOW HAS LIGHTING BEEN USED HERE TO ENHANCE THE KITCHEN?** *We worked in collaboration with a lighting designer to choose solutions that would subtly enhance the cabinetry and brass details, and also be practical. We suggested the warm white LED strips integrated within the furniture and concealed from view, which shines onto the working surfaces. The lighting designer then enhanced this adding practical spot lighting as well as statement pendant lights above the sofa and dining area.*


**WHAT IS YOUR TOP TIP FOR CREATING A STYLISH YET WELCOMING KITCHEN?** *Firstly, think about how you are going to move around and use your kitchen and consider dedicated storage for all appliances and items. Once this has been confirmed, you can move onto the finishes which help the cabinetry fit comfortably and effortlessly into its surroundings. My top tip for anyone about to embark on a similar project is to approach your kitchen designer as early in the process as possible. Moving a stud wall slightly and stealing space from less important rooms could help achieve your dream kitchen, for example.*

## UNIQUE STYLE

Above The worktops feature veins and markings in a palette that echo the colours used throughout the rest of the kitchen

## LUXE LOOK

Below The inlaid brass is not only decorative, it also allows the cabinetry to be handleless, adding to the sleek nature of this design



## SAVVY STORAGE

The owners wanted as much storage space incorporated as possible, so as to keep the worktops feeling streamlined and clutter free





## PROJECT DETAILS

**CABINETS** Bespoke Albemarle kitchen finished in walnut and Farrow & Ball Elephant's Breath. **WORKTOP AND SPLASHBACKS** 30mm Taj Mahal natural quartzite with full splashback. Kitchens priced from £45,000, McCarron & Co. **SINK AND TAP** 6625-O Irontone Smartdivide sink, £1,202, Kohler. ISEEV0100 Evolution 100, £460, Insinkerator. Flex tap in bespoke finish, EPOA, Quooker. **APPLIANCES** BMP225110 200 Series Microwave; BOP221111 200 Series Oven; BOP220111 200 Series Oven; CI292110 200 Series 90cm induction hob, all EPOA, Gaggenau. G6665SCVIXXL fully-integrated dishwasher, £1,399, Miele. IKB3560 Larder fridge, £1,579; SIGN3576 Softsystem with 9 freezer drawers, £1,579, both Liebherr. SC900440S2/1 Ws Stratus Compact 900x440, from £1,458, Westin. **BAR AREA** Vinidor wine cooler, from £2,099, Liebherr. Icerock round bowl undermount sink, £332, Kohler. Axell pullout handspray, £121, Abode. All worktops, splashbacks and appliances supplied by McCarron & Co. **For stockists see page 144**



## Q&A



**WHICH AREA DO YOU THINK PARTICULARLY WORKS WELL IN THIS KITCHEN?** *The pocket door coffee and breakfast station is very eye-catching. We were able to make room for this space by playing around with the layout at a very early stage. To free up the space on the back wall for the pocket door we decided to house the Gaggenau ovens in a tall bank of units to one side of the kitchen, with a fridge and freezer on the opposite side of the room. The breakfast station now houses a coffee machine and microwave and provides space for the owners to prepare a hot drink or snack. It's a stunning design feature and allows the kitchen design to flow freely when closed and, once opened, it works as a very practical resource for hiding useful kitchenalia neatly out of sight.*

**HOW HAS LIGHTING BEEN USED HERE TO ENHANCE THE KITCHEN?** *We worked in collaboration with a lighting designer to choose solutions that would subtly enhance the cabinetry and brass details, and also be practical. We suggested the warm white LED strips integrated within the furniture and concealed from view, which shines onto the working surfaces. The lighting designer then enhanced this adding practical spot lighting as well as statement pendant lights above the sofa and dining area.*


**WHAT IS YOUR TOP TIP FOR CREATING A STYLISH YET WELCOMING KITCHEN?** *Firstly, think about how you are going to move around and use your kitchen and consider dedicated storage for all appliances and items. Once this has been confirmed, you can move onto the finishes which help the cabinetry fit comfortably and effortlessly into its surroundings. My top tip for anyone about to embark on a similar project is to approach your kitchen designer as early in the process as possible. Moving a stud wall slightly and stealing space from less important rooms could help achieve your dream kitchen, for example.*

### UNIQUE STYLE

*Above* The worktops feature veins and markings in a palette that echo the colours used throughout the rest of the kitchen

### LUXE LOOK

*Below* The inlaid brass is not only decorative, it also allows the cabinetry to be handleless, adding to the sleek nature of this design



### SAVVY STORAGE

*The owners wanted as much storage space incorporated as possible, so as to keep the worktops feeling streamlined and clutter free*





**SEAT AT THE BAR**  
Left A drinks area on the far side of the open-plan kitchen creates the ideal space for entertaining pre- and post-dinner

**BROKEN PLAN**  
Below The wall separating the main kitchen and dining area from the living space has a large pocket door which can be pushed back to help unite the two spaces together







**COMPACT SPACE**

LED lighting brings out the natural beauty of the cabinetry in this Albemarle kitchen, particularly in the pocket door coffee and breakfast station