

LIVE THE LIFE...LOVE THE STYLE

COUNTRY HOMES & INTERIORS



MAY 2018 £4.40
US\$8.99/AUS\$10.50/NZ\$13
RECALL 02/08/2018

Nature's art

MAKE AN IMPRESSION WITH
VIBRANT PAINTERLY DESIGNS

RENOVATION ADVENTURES!

HERTFORDSHIRE
FARMHOUSE
+
CAMBRIDGESHIRE
MANOR
+
DEVON COTTAGE

Always wanted a
GREENHOUSE?
OUR PICK OF
GOOD-TO-GROW DESIGNS

SAVE
15%
AT ZOE
GLENCROSS

Reasons to be
cheerful

WOVEN BASKETS + WISTERIA GARDENS + WILLOW SCULPTURE

CRYSTAL CLEAR

EMMA KYTE'S DESIGN VISION HAS TRANSFORMED HER 1970s KITCHEN INTO A BRIGHT, ELEGANT SPACE FILLED WITH GLAMOUR AND CHARM



*
PROJECT PROFILE

Owners Emma, a nurse, and Chris Kyte, an IT consultant, who live here with their children, Henry, five, and Camilla, two.

House A five-bedroom detached house in the village of Bowdon, Cheshire.

Project An extension with open-plan kitchen-diner, a utility and generous island unit.

Kitchen size 6x3.7m (excluding dining space).

Designer Jenny Thomas at Tom Howley's Alderley Edge showroom.

Cabinetry Tom Howley's Hartford collection, with island unit painted in Orchid and cabinetry in Marjoram, both Tom Howley paint shades.

Silestone's composite quartz worktop, in a Jumbo format, allows the island to be topped in one seamless piece. »



A prep sink with Zip tap offers quick access to boiling and filtered water.



An antiqued mirror splashback, crystal chandelier and polished chrome handles complete this perfectly balanced kitchen.

The bucolic village of Bowdon, perched high above the Cheshire Plain, is known for its broad, tree-lined roads and handsome period properties. Partially owned by the National Trust, it's an architectural treasure trove of 17th-century and Arts and Crafts homes. So, for many, a 1970s property might not have been popular but, when seeking a bigger family home in 2016, Emma and Chris Kyte saw past the inelegant architecture to the space within. 'We were drawn to the location, and we could see the house had potential,' says Emma. A year later the property had been given a total facelift, with a new roof, windows and render. 'We added Lancashire sandstone, so now it blends in more with the neighbouring properties,' says Emma.


Inside, the transformation is equally dramatic. A large rear extension became an open-plan kitchen-diner, which Emma had been busily planning since they first set foot over the threshold. 'I was on maternity leave when we moved in, so I had time to research kitchen companies,' she says. 'Initially, I didn't dream we could afford Tom Howley, but I was drawn to the Alderley

Edge showroom while out shopping, and the team there were all very helpful and friendly. Their professionalism and design skills stood out for me.'


Emma loves to cook, and encourages young Henry and Camilla to help her in the kitchen. 'My main priority was to have space for the children to play and do homework or crafts while I prepared dinner,' she says. A large island unit helps them achieve this goal.

Like the property's smart new exterior, Emma wanted the kitchen design to be ageless. Tom Howley's classic Hartford collection was chosen for its charm and ability to accommodate the couple's mix of modern and traditional accessories. 'The chandelier is made from Swarovski crystal. It has been the centrepiece of our last three kitchens – so we wanted a new design that would allow us to incorporate it,' Emma adds.

Now the dust has settled, Emma and Chris can't think of one thing they would change in their new kitchen, or their 'new' 1970s home. 'We love the greenery and quietness – and the owls that call to each other at night. We feel very lucky to live here.'



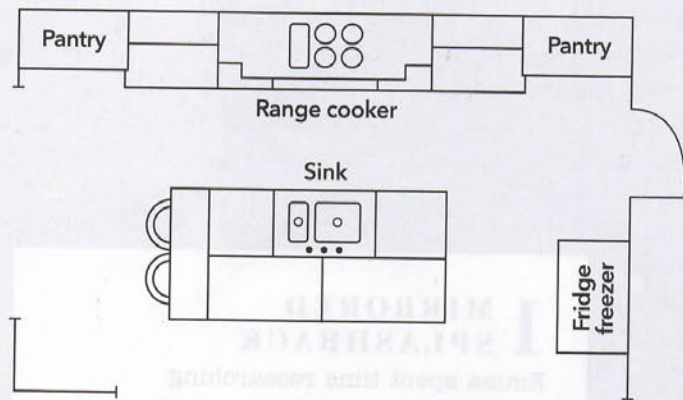
**CH&I
LOVES**
*
Similar chandelier,
Kolarz Stretta,
from £1,305,
KES Lighting.



The range cooker mixes classic design with the convenience of a gas hob and electric ovens.

'We chose pale colours that we can change if we fancy an update, but I don't think we'll ever tire of the design'

Floor-to-ceiling cabinets house the fridge and freezer in seamless style.



The layout

The kitchen is in a new extension, with the original room now home to an open-plan dining area (not shown). The main run of units has a range cooker as a focal point, with symmetrical cabinetry either side. The fridge and freezer are fully integrated within a floor-to-ceiling cabinet, with a utility room behind. Installing the sink on the island has created the perfect

2

design solutions
TO INSPIRE YOU



1 MIRRORED SPLASHBACK

Emma spent time researching antiqued mirrored glass to create a splashback that would add light and interest to the room. 'I found a company called Rough Old Glass, who were wonderful to work with,' she says. 'The splashback is especially lovely at night when it reflects light from the chandelier and candles that I place on the shelf in front of it.'

The large marble floor tiles combine elegance with hard-wearing

2 FLEXIBLE RANGE COOKER

The cast-iron range cooker has all the homely connotations of a traditional range but is an electric, on-demand version that works better for the family's modern lifestyle. 'I love the classic design but, as we're out at work all day and have underfloor heating, we didn't need the heat of a traditional Aga,' says Emma. 'It instantly responds when needed and feels reassuringly solid to cook on.'



The soft grey Pearl Ashes finish of Emma's Aga echoes the other shades used throughout the scheme.

3 MODERN UNDERMOUNT

In past kitchens, Emma's natural instincts have always been towards classic ceramic sinks in a Butler style. This time she decided to take a more modern approach with a sleek undermounted model in stainless steel. It features a Smart Divide design, where the dividing section is lower than standard to provide more room to fill and soak large roasting pans across the two bowls.

The composite quartz worktops have useful stain-resistant properties.



The details

CABINETRY

Tom Howley's Hartford collection, with **island unit** painted in Orchid and remaining **cabinetry** in Marjoram, from £40,000.

SURFACES

Lagoon composite quartz **worktops**, from £400sqm, Silestone by Cosentino. Troy honed marble **floor tiles**, from £57.60sqm, Mandarin Stone. Bespoke antiqued mirror **splashback**, from £396sqm, Rough Old Glass.

APPLIANCES

S-Series Six-Four **range cooker** with gas hob in Pearl Ashes, from £6,705, Aga. K 37272 iD integrated **fridge**, £1,799,

Miele. GI7813E30G integrated **freezer**, £1,159; S51M66X0GB integrated **dishwasher**, £769, both Neff. Cache 900 **extractor fan**, £750, Westin.

SINKS & TAPS

Poise 3388-NA stainless-steel undermount **sink**, £1,250, Kohler. Callisto three-hole sink **mixer** with C spout and lever handles, £370, Perrin & Rowe. Kubus KBX110-55 undermount **prep sink**, £419, Franke. HydroTap Arc **tap** in chrome, from £1,099, Zip.

ACCESSORIES

White bar **chair**, £219.30, Philippe Starck for Kartell Masters, John Lewis.